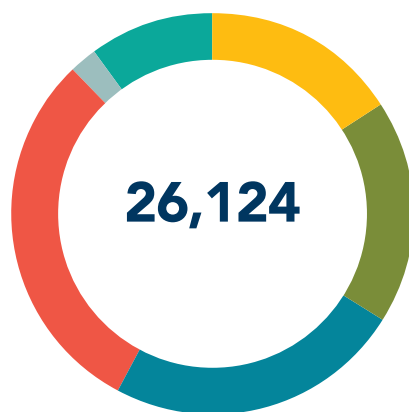


UC **SANTA BARBARA**

Campus & Community: At a Glance

2021-2022 | Facts & Figures


Total Campus Enrollment



16%	Freshman
18%	Sophomore
24%	Junior
30%	Senior
2%	Masters
10%	Ph.D.

Student Demographics

1%	American Indian/Alaskan
4%	Black/African American
28%	Asian/Pacific Islander
27%	Chicano/Latino
38%	White



Freshman Class Admissions

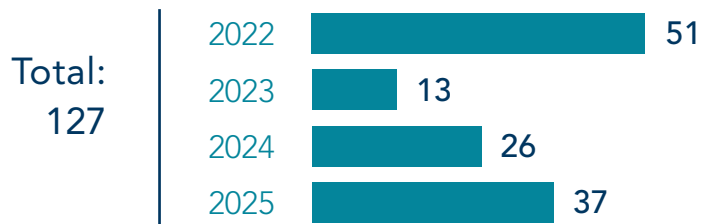
105,647 Applicants
29.2% Admitted
4,898 Size of Class (approximate)
34% First-Generation
83% CA Residents

Transfer Class Admissions

20,563 Applicants
48.8% Admitted
2,099 Size of Class (approximate)
35% First Generation
90% From CA Community Colleges

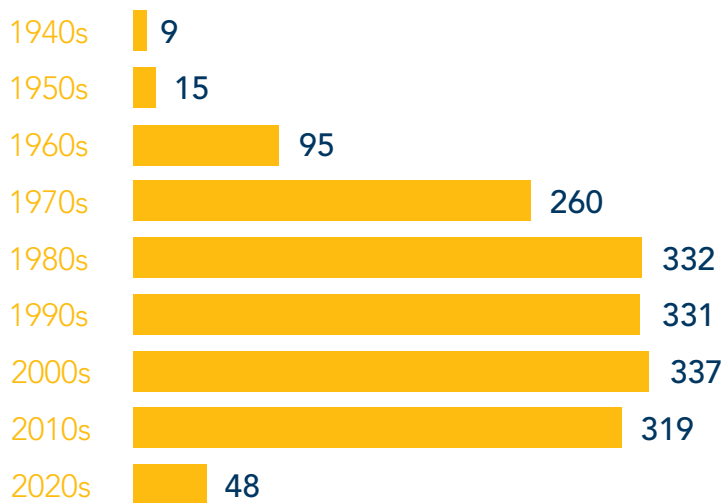
UCSB Snapshot | Washington, DC

Washington, DC Undergraduates by Graduation Year



Washington, DC Alumni by Graduation Decade

Total: 1,703



Washington, DC Constituent Giving

Alumni

- 579 have made a gift to UC Santa Barbara
- 112 have a lifetime giving total of \$1,000 or more

Parents

- 11 current parent donors, 6 legacy parent donors
- \$20K total giving from current parents
- 0 current parents have given a major gift (\$10K+)

Washington, DC Top Alumni Employers

US Department of State **43** | US House of Representatives **23** | FDA **17**

Booz Allen Hamilton **16** | National Institute of Standards and Technology **16**

Points of Pride

UCSB's Gaucho network is over **220,000 alumni** strong and stretches across the globe.

UC Santa Barbara's renowned faculty includes **6 Nobel Prize winners** for landmark research in chemistry, physics and economics. An alumna of our College of Creative Studies won the 2009 Nobel in Physiology or Medicine.

UC Santa Barbara ranks **No. 5 among public universities** (U.S. News and World Report, 2021).

Princeton Review ranked UC Santa Barbara as the **No. 10 Green School** among public universities in their 2022 Top 50 Green Schools list.

In its 2019 ranking of the world's top 500 universities, Leiden University ranked UC Santa Barbara **No. 5 for research impact in the sciences**.

In the Academic Ranking of World Universities, UC Santa Barbara ranked **No. 8 in communication, No. 10 in electrical and electronic engineering, and No. 13 in physics** (2021).

Over half of our undergraduates collaborate with faculty members on original research or creative projects.

More than **600 active inventions** have resulted from UCSB research.

Some **60 local companies, and 90+ in total, have been established based on technology developed or discovered at UC Santa Barbara**. On average, four to six new companies based on our research are formed every year.

The campus is home to **10 national institutes and centers**. Among them are the Kavli Institute for Theoretical Physics and the Materials Research Laboratory, both funded by the National Science Foundation, and the U.S. Army-funded Institute for Collaborative Biotechnologies.

UCSB is **No. 1 among the 25 best Hispanic Serving Institutions** (College Raptor, 2018).

The average time-to-degree for entering freshman at UCSB is currently **3.9 years**. Eighty-four percent of entering freshman will leave UCSB with a degree.

69% of all UC Santa Barbara students receive some form of financial aid.

Over **\$426-million** of federal, state, institutional, and other aid was disbursed last year.