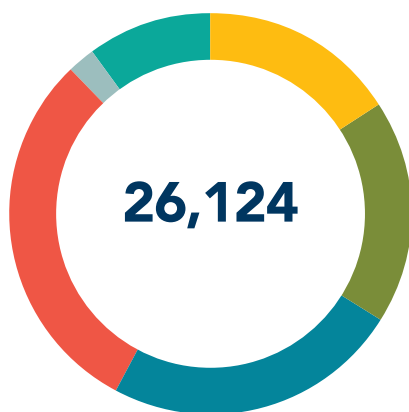


# UC **SANTA BARBARA**

## Campus & Community: At a Glance

2021-2022 | Facts & Figures


### Total Campus Enrollment



16%	Freshman
18%	Sophomore
24%	Junior
30%	Senior
2%	Masters
10%	Ph.D.

### Student Demographics

1%	American Indian/Alaskan
4%	Black/African American
28%	Asian/Pacific Islander
27%	Chicano/Latino
38%	White



### Freshman Class Admissions

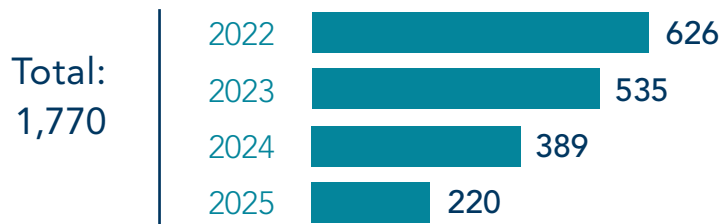
**105,647** Applicants  
**29.2%** Admitted  
**4,898** Size of Class (approximate)  
**34%** First-Generation  
**83%** CA Residents

### Transfer Class Admissions

**20,563** Applicants  
**48.8%** Admitted  
**2,099** Size of Class (approximate)  
**35%** First Generation  
**90%** From CA Community Colleges

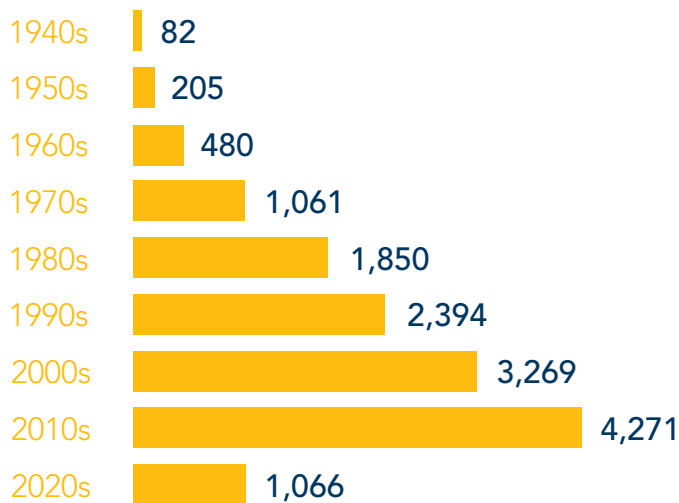
# UCSB Snapshot | Orange County

## Orange County Undergraduates by Graduation Year



## Orange County Alumni by Graduation Decade

Total:  
13,620



## Orange County Constituent Giving

### Alumni

- 3,208 have made a gift to UC Santa Barbara
- 519 have a lifetime giving total of \$1,000 or more

### Parents

- 131 current parent donors, 23 legacy parent donors
- \$134K total giving from current parents
- 0 current parents have given a major gift (\$10K+)

## Orange County Top Alumni Employers

UC Irvine **109** | Edwards Lifesciences **43** | Pacific Life **42**

Amazon **33** | County of Orange **31**

# Points of Pride

UCSB's Gaucho network is over **220,000 alumni** strong and stretches across the globe.

UC Santa Barbara's renowned faculty includes **6 Nobel Prize winners** for landmark research in chemistry, physics and economics. An alumna of our College of Creative Studies won the 2009 Nobel in Physiology or Medicine.

UC Santa Barbara ranks **No. 5 among public universities** (U.S. News and World Report, 2021).

Princeton Review ranked UC Santa Barbara as the **No. 10 Green School** among public universities in their 2022 Top 50 Green Schools list.

In its 2019 ranking of the world's top 500 universities, Leiden University ranked UC Santa Barbara **No. 5 for research impact in the sciences**.

In the Academic Ranking of World Universities, UC Santa Barbara ranked **No. 8 in communication, No. 10 in electrical and electronic engineering, and No. 13 in physics** (2021).

**Over half of our undergraduates collaborate with faculty** members on original research or creative projects.

More than **600 active inventions** have resulted from UCSB research.

Some **60 local companies, and 90+ in total, have been established based on technology developed or discovered at UC Santa Barbara**. On average, four to six new companies based on our research are formed every year.

The campus is home to **10 national institutes and centers**. Among them are the Kavli Institute for Theoretical Physics and the Materials Research Laboratory, both funded by the National Science Foundation, and the U.S. Army-funded Institute for Collaborative Biotechnologies.

UCSB is **No. 1 among the 25 best Hispanic Serving Institutions** (College Raptor, 2018).

The average time-to-degree for entering freshman at UCSB is currently **3.9 years**. Eighty-four percent of entering freshman will leave UCSB with a degree.

**69%** of all UC Santa Barbara students receive some form of financial aid.

Over **\$426-million** of federal, state, institutional, and other aid was disbursed last year.